








# HOW TO DRAW AN ELEPHANT



KinderART

THE  
KinderART  
CLUB

# HOW TO DRAW AN ELEPHANT




# HOW TO DRAW AN ELEPHANT


1



2




3




# HOW TO DRAW AN ELEPHANT


4



5



6





# THE KinderART<sup>®</sup> CLUB

I hope you  
enjoyed this  
activity!



Andrea Mulder-Slater  
KinderArt

## WANT MORE?

Get instant access to hundreds of child-tested art lesson plans, drawing lessons, and activities which are easy to implement, and are guaranteed to promote creative exploration in small or large group settings, with a wide range of ages.

**Built on more than 25 years of experience.**

**Lessons are designed for children from 5-11 years.**

*"I just had to tell you how grateful I am to have found you. I get compliments on my classes all the time."*

~Mary Wolfe

*"I love having an open and go program that does not require time-consuming planning from me."*

~Amanda Hopkins

**EASE. DIRECTION. CLARITY. CREATIVITY**

Join hundreds of others at [TheKinderArtClub.com](http://TheKinderArtClub.com)